








**London Museum of Water & Steam**  
**Engine running schedule, June - December 2018**

	S	M	T	W	TH	F	S	S	M	T	W	TH	F	S	S	M	T	W	TH	F	S	S	M	T	W	TH	F	S	S	M	T	W	TH	F	S	S	M
JUNE						1	2	3	4	5	6	7	8	9	10	11	12	13	14	15	16	17	18	19	20	21	22	23	24	25	26	27	28	29	30		
JULY	1	2	3	4	5	6	7	8	9	10	11	12	13	14	15	16	17	18	19	20	21	22	23	24	25	26	27	28	29	30	31						
AUGUST				1	2	3	4	5	6	7	8	9	10	11	12	13	14	15	16	17	18	19	20	21	22	23	24	25	26	27	28	29	30	31			
SEPTEMBER							1	2	3	4	5	6	7	8	9	10	11	12	13	14	15	16	17	18	19	20	21	22	23	24	25	26	27	28	29	30	
OCTOBER	1	2	3	4	5	6	7	8	9	10	11	12	13	14	15	16	17	18	19	20	21	22	23	24	25	26	27	28	29	30	31						
NOVEMBER				1	2	3	4	5	6	7	8	9	10	11	12	13	14	15	16	17	18	19	20	21	22	23	24	25	26	27	28	29	30				
DECEMBER							1	2	3	4	5	6	7	8	9	10	11	12	13	14	15	16	17	18	19	20	21	22	23	24	25	26	27	28	29	30	31

**KEY**

	Museum open
	Waterworks Railway in operation
	Waterworks Railway and Hindley Waterwheel
	Rotative pumping engines in steam, plus Waterworks Railway
	Cornish beam engines and rotative pumping engines in steam, plus Waterworks Railway
	Grand Steam Up: all available engines in steam
	Museum closed

**A note on our Cornish beam engines**

Our 90" Cornish beam engine is currently undergoing major conservation and won't be in operation for the rest of 2018.  
 On 'Cornish' weekends, and at our New Year Grand Steam Up, we will be running either or both of our Boulton & Watt and Bull engines